



# NEIGHBOURHOOD SURVEY CHILDREN AND YOUNG PERSON REPORT

January, 2019

Dr. Sophie Hadfield-Hill



## METHODOLOGY

The data for this report was collected in June and October 2018. The survey was designed by a group of young people living in the village and was distributed through The Dasset School, Fenny Compton Scout Group, the Fenny Compton Facebook group and through young people's known networks.

In total 87 young participants took part, including 41 young people that live in the village and 46 that visit Fenny Compton regularly.

## PROFILE OF SURVEY PARTICIPANTS

### Young people living in Fenny Compton

Forty one young people living in the village completed the survey. All participants were aged 8-18. Of this sample, 49% were aged 8-10; 32% aged 11-13 and 20% aged 14-18 (Figure 1).

The majority of participants have lived in the village for the whole of their childhoods with 80% having lived in the village for over 8 years (Figure 2).

Of the participants, the majority go to school in the village at the Dasset Church of England Primary School (49%), with the remainder of the participants going to secondary schools across Warwickshire and beyond. The three most popular secondary schools attended by participants are Kineton (22%), Southam College (5%) and Warwick Prep School (5%) (Figure 3).

In terms of transport to school, the majority travel by foot (37%), followed by car and taxi (27%) and bus (11%) (Figure 4).

Many of the participants take part in at least one activity in the village, with Scouts (30.4%); Cubs (21.7%) and Football (15.2%) being the most popular. Other activities mentioned included Violin school (4.3%); Explorers (2.2%); Footpath Group (2.2%); Music (2.2%) and Messy Church (2.2%).

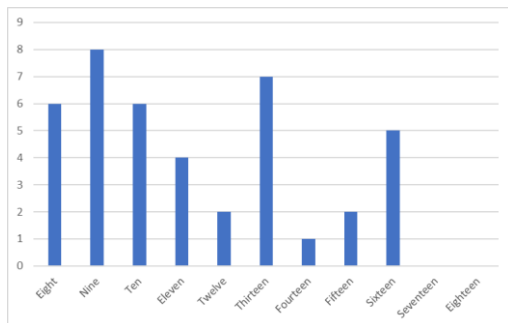


Figure 1: Age profile of participants (those that live in the village)

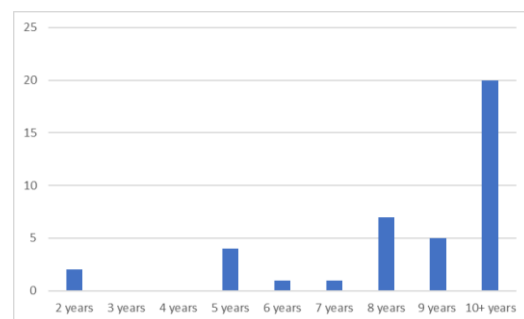


Figure 2: Number of years that participants have lived in Fenny Compton

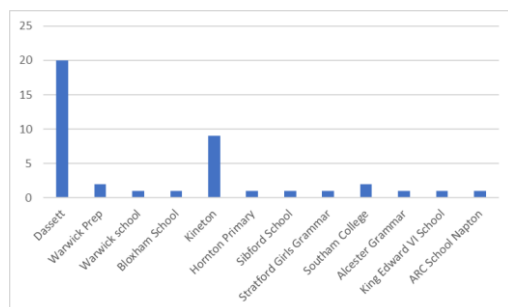


Figure 3: Schools attended by participants (those that live in the village)

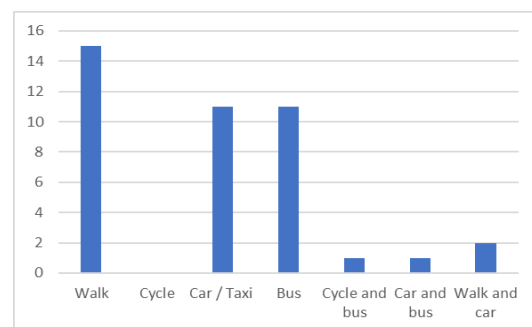


Figure 4: How participants travel to school (those that live in the Village)

Young participants were distributed across the village, the road names are shown below (Table 1) and their location marked on the map (Figure 5):

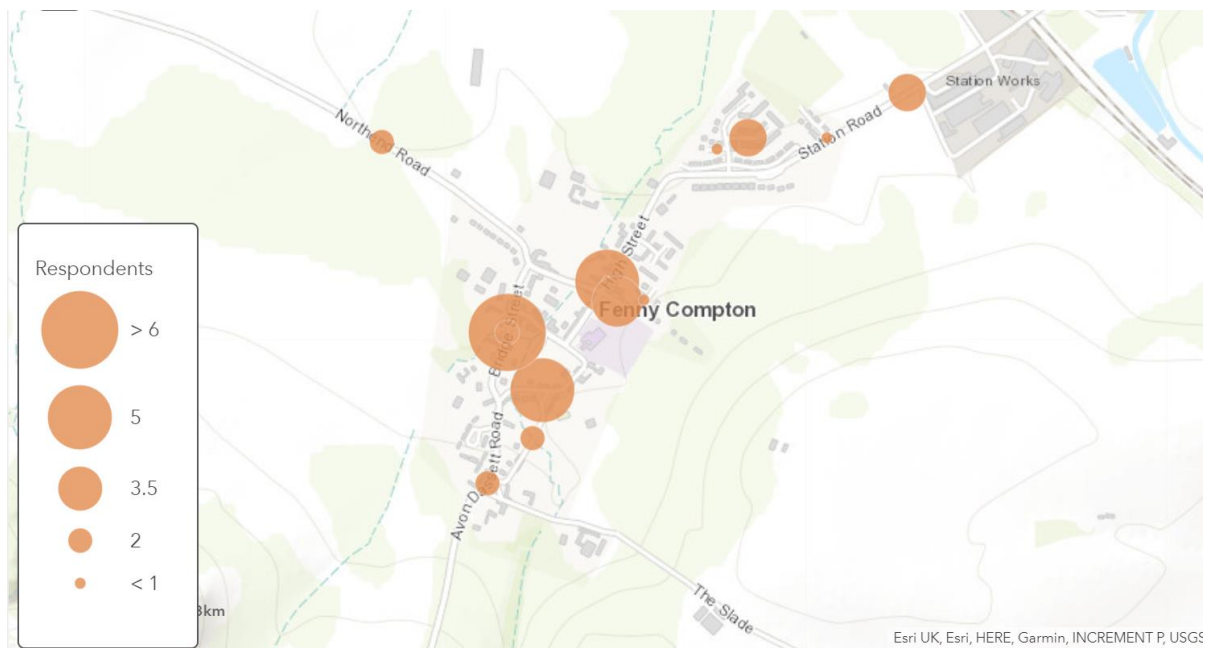


Figure 5: Location of young participants in Fenny Compton

Table 1: Participants' home locations:

Dog Lane	Meadow Way
Church Street	Northend Road
Station Road	Rectory Farm Court
High Street	Bridge Street
Bridge Street	High Street
Avon Dasset Road	Mill Lane
Thompson Fields	The Readings
The Lankett	

## PROFILE OF SURVEY PARTICIPANTS

### Young people who visit Fenny Compton

Forty six young people who regularly visit the village completed the survey.

All participants were aged 8-18, 74% aged 8-10; 22% aged 11-13 and 4% aged 14-18.

Of those participants who use the village on a regular basis, the overwhelming majority attend the Dassetts Church of England Primary School (70%) with nine other primary and secondary schools in the minority.

In terms of transport to school, the majority travel by car or taxi (45.7%) and bus (39.1%). A minority of participants walk or cycle (Figure 6).

Many of the participants who are visiting the village on a regular basis attend clubs and societies, with Scouts (30.9%); Cubs (25.5%); and football (12.7%) being the most popular (Figure 7).

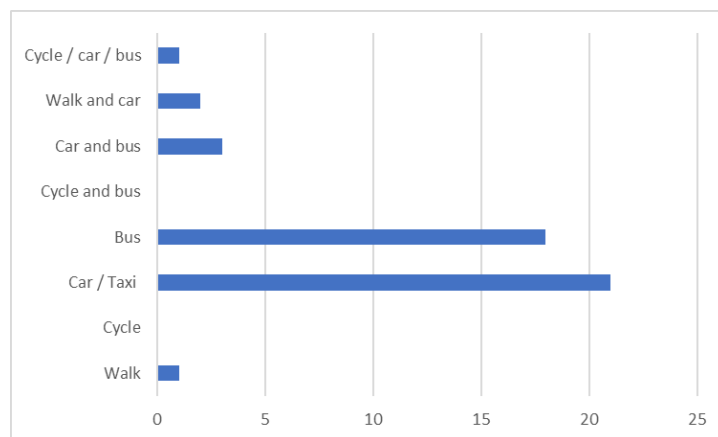


Figure 6: Mode of transport to school (those that visit Fenny Compton)

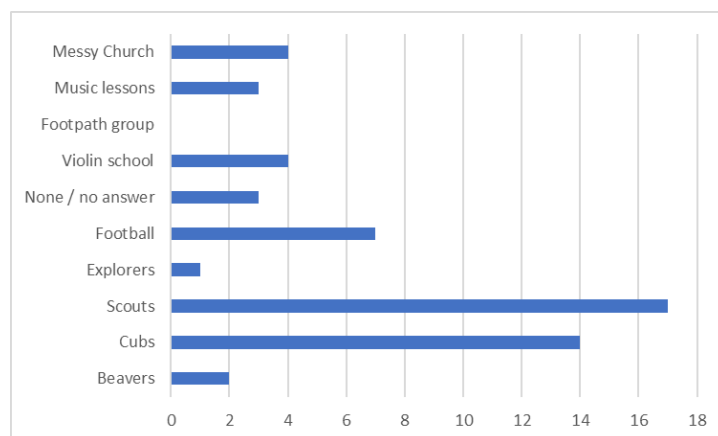


Figure 7: Activities that participants attend in the village (those that visit Fenny Compton)

## QUESTION: WHAT DO YOU LIKE ABOUT LIVING IN FENNY COMPTON?

Participants were asked to choose three words to describe how they feel about Fenny Compton. This data has been presented in the form of a word cloud, with the size of the words depicting the most frequently articulated words. Figure 8 and Figure 9 show the words used by participants both living in the village and those that visit on a regular basis.

Overwhelmingly for those young people that live in the village, 'Happy' and 'Safe' were the most common words used, with a range of other descriptive words used to describe this feeling of comfort and safeness, i.e. calm, friendly, peaceful, warm.



Figure 8: Words used to describe Fenny Compton (young people who live in the village)

For those young people who visit on a regular basis, 'happy' was also depicted as the most common word with 'excited', 'safe' and 'good' also commonly used. As can be seen with the other words in the cloud, the majority are positive words showing that young people feel welcomed in Fenny Compton.



Figure 9: Words used to describe Fenny Compton (by young people regularly visiting)

## QUESTION: WHAT OTHER CLUBS / SOCIAL ACTIVITIES DO YOU THINK THERE SHOULD BE IN THE VILLAGE?

This was an open question and young people made reference to a whole host of indoor and outdoor activities that they would like to see provided in the village. A list of all these activities are shown below. Of those young people that lived in the village, the most common ideas were as follows:

- Rugby club (9%)
- Art club (7%)
- Cricket club (7%)
- Tennis club (7%)
- Youth club (7%)

Several participants noted that there needs to be i) more activities / facilities for older young people, rather than children and ii) there should be opportunities for intergenerational sports and clubs for diverse ages of people in the village.

Taken as a collective, the most common activities suggested were as follows (see also Figure 10):

- Rugby club (6.8%)
- Tennis club (6.8%)
- Skate park (5.7%)

Ice-skating (1)	Activities for teenagers (1)	Cookery school (3)
Pool (2)	Parks across the village (1)	Climbing club (4)
Reading club (1)	Biking activities (3)	Forest school (1)
Paintballing (4)	Art club (4)	Basket Ball (4)
Youth Club (4)	Music club (2)	Crazy golf (4)
Tennis club (6)	Rugby club (6)	More equipment at park (3)
Fishing club (1)	Drama club (1)	Skate park (5)
Gaming club (1)	Games room (1)	Badminton club (2)
Cricket club (4)	No more (3)	More pubs (1)
Football (adult /children) (1)	Orienteering (1)	Bingo for old people (1)
Go Karting (1)	Boxing (1)	Table tennis (1)
Café (1)	Dance (1)	Yoga (1)
Bowling (1)	Guides (3)	Netball (1)
Rock museum (1)		

Figure 10: All suggestions made by young people for activities in the village

## QUESTION: WHAT IS YOUR FAVOURITE PLACE IN FENNY COMPTON? WHERE DO YOU LIKE TO GO WITH YOUR FRIENDS?

A range of responses were given to the open question about where young people like to go with their friends. The graph below shows these thematic responses. Of those young people that live in the village, the most common places young people like to go are i) the park (34%); the field (23.4%); the Dasset Hill (10.6%); the Co-op (6.4%); and the Slade (6.4%) (Figure 11).

For those young people that visit Fenny Compton, their favourite places to go are the Dasset Hill (28.9%); Park (26.7%) and School (20%) (Figure 12).

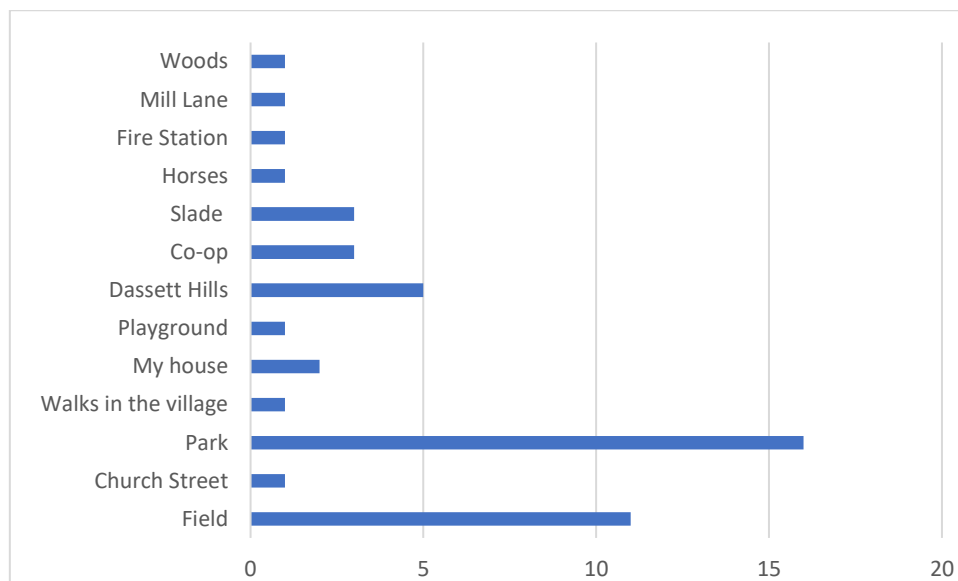


Figure 11: Places where young people like to go in Fenny Compton (those that live in the village)

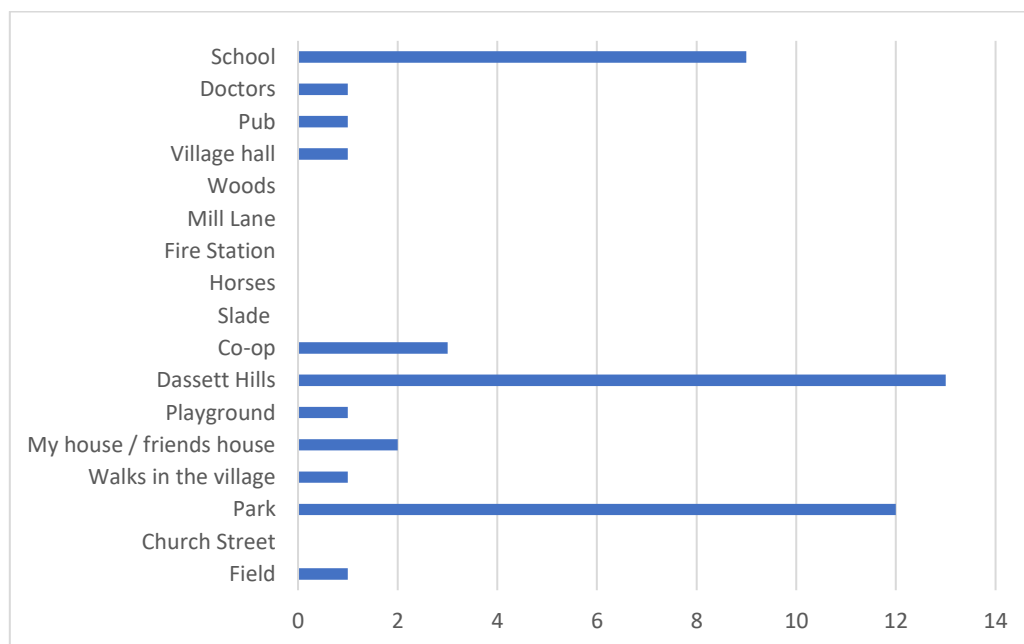


Figure 12: Places where young people like to go in Fenny Compton (those that visit the village)



## QUESTION: WHICH PLACES IN THE VILLAGE NEED IMPROVING AND WHY?

Young people articulated that numerous improvements are needed in the village. Of the 52 suggestions there were some clear trends. Despite 'the park' being a favourite place of young people, 31%% believed that this needed improving. Other common suggestions were that improvements were needed to the shop / shopping facilities (12%); the Pavilion (10%); the playground (8%); and the layout of the roads (6%). All responses across the sample are tabulated below:

Table 2: Suggested improvements

Code	Number	Percentage
Playground	4	8%
Bowling Green	1	2%
Park	16	31%
Pavilion	5	10%
Post Office	2	4%
Road layout	3	6%
Too many houses	1	2%
More public transport	1	2%
More parking	1	2%
Village Hall	3	6%
Shop	6	12%
Slade farm	1	2%
Bus shelter	2	4%
Telephone box	1	2%
Train station	1	2%
Social tension	1	2%
School	2	4%
Building site	1	2%

In terms of improvements which are needed at the park, young people, in their qualitative responses suggested that more play equipment and lighting is needed:

*'The park [needs] more up to date equipment' (Aged 8, resident)*

*'The park because it needs an enclosed football pitch' (Aged 9, resident)*

*'I think the park needs lights' (Aged 9, resident)*

## QUESTION: WHAT ARE THE MAIN PROBLEMS IN THE VILLAGE? CHOOSE THREE WORDS TO DESCRIBE HOW YOU FEEL?

Young participants were asked to choose three words to describe the main problems in the village. Young people living in Fenny Compton expressed a range of worries. The most commonly articulated concerns relate to: i) facilities (14.8%); ii) crime (11.1%); iii) speeding (9.3%); iv) street lamps (9.3%) v) social division (7.4%); and vi) road and pavement layout (7.4%).

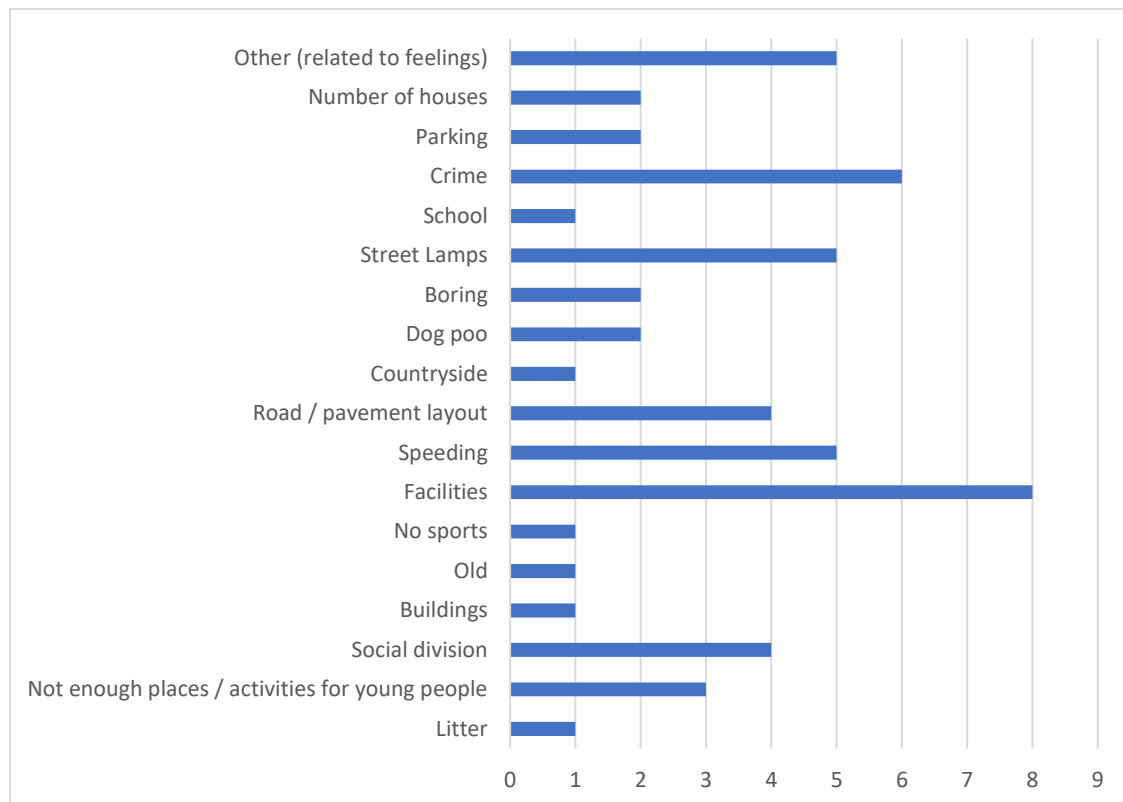


Figure 13: Young people's perceptions of issues in the village (those that live in Fenny Compton)

Below are some of the qualitative comments which relate to these core concerns that young people have:

*'Not enough places for young people to meet up'* (Age 13, resident)

*'Broken street lamps'* (Age 16, resident)

*'Dangerous roads'* (Age 16, resident)

*'Druggies, underage smokers and drinkers'* (Age 13, resident)

Only 8 participants who do not live in Fenny Compton answered this question, their concerns in the majority related to the facilities, litter and parking.

## QUESTION: IF YOU COULD CHANGE ONE THING IN THE VILLAGE, WHAT WOULD IT BE?

A range of suggestions were given regarding suggested changes needed to improve Fenny Compton, twenty three suggestions were made by young people living in the village. The most common responses related to i) more facilities for young people (21.7%); ii) improvements to the roads and pavements (17.4%); and iii) improvements to the park (17.4%). Several participants also suggested that changes were needed to improve i) social tensions and differences (8.7%); ii) parking (8.7%); and iii) the facilities on offer (8.7%) (Figure 14).

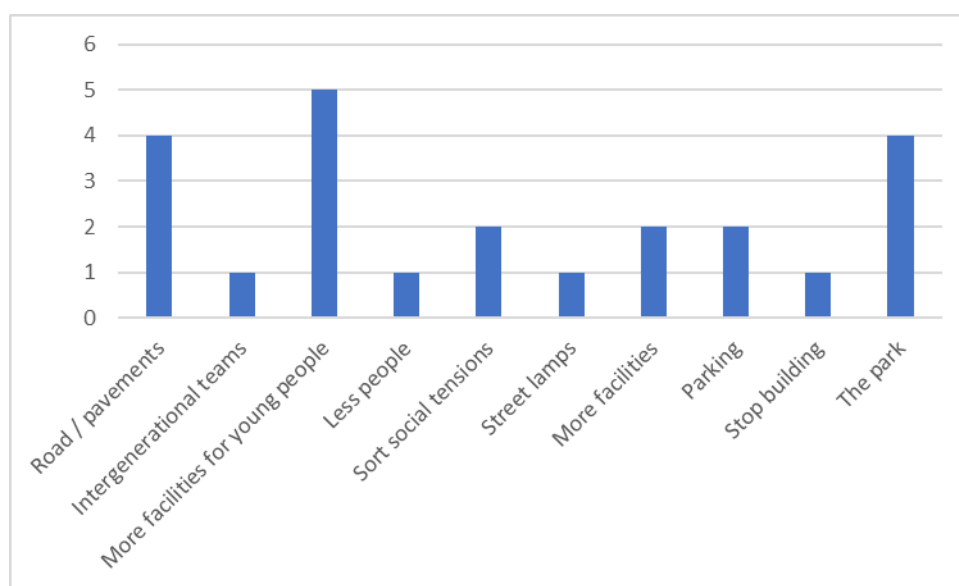


Figure 14: Young people's suggestions for improvements (participants living in the village)

Of those young people that do not live in the village, a minority commented on the changes they think are needed. Common suggestions included, more facilities for young people and more facilities in general.

## QUESTION: HOW IMPORTANT WOULD IT BE FOR FENNY COMPTON TO HAVE EACH OF THESE FACILITIES?

Young participants were asked to rank a range of services and facilities as 'Important', 'Quite important' and 'Not important' for Fenny Compton. For young people living in the village the most important services and facilities for them are: i) safe pavements and road crossings (93%); ii) safe roads to cycle and walk (90%); iii) good internet access (90%); iv) primary school (88%); v) good phone access (88%); vi) doctors (86%); vii) local shop (83%)

All the results can be seen in the graph and table below.

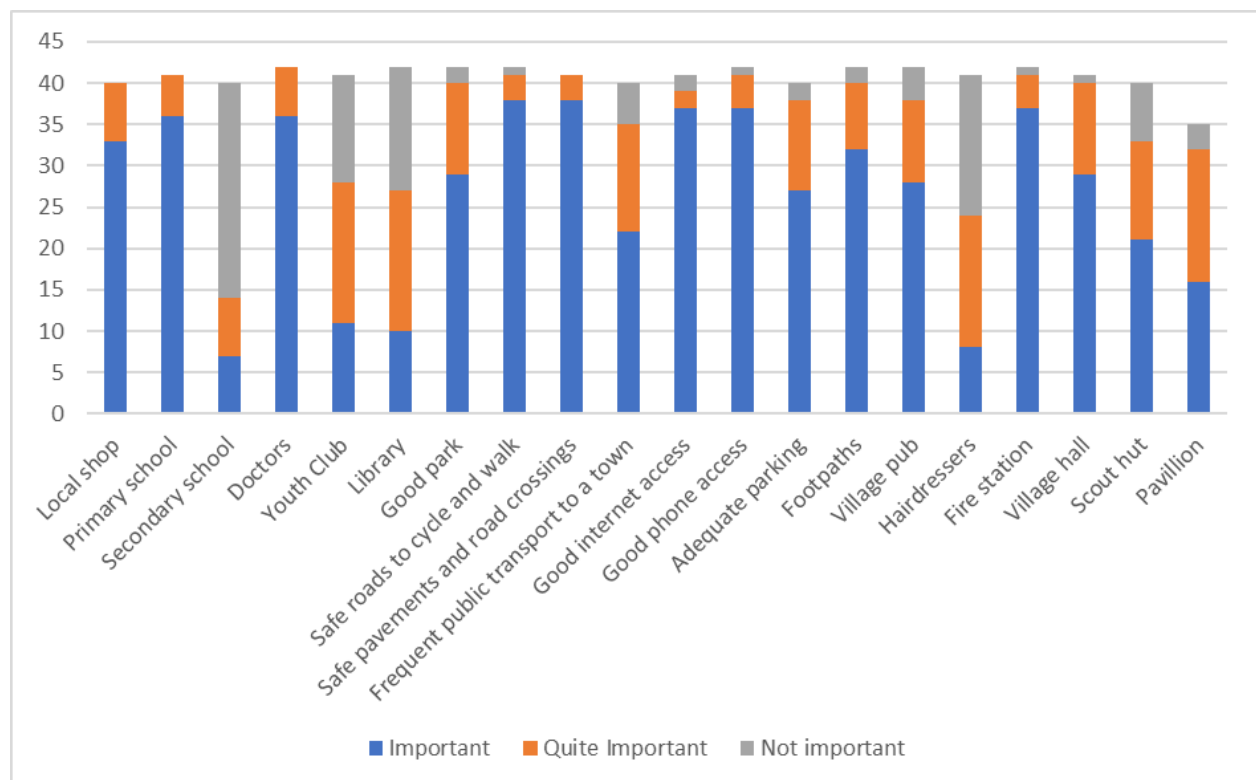


Figure 15: Participants rank of the importance of the facilities, (young people living in Fenny Compton)

Table 3: Participants ranking the importance of facilities (those living in the village)

	Important	Quite Important	Not important
Local shop	83%	18%	0%
Primary school	88%	12%	0%
Secondary school	18%	18%	65%
Doctors	86%	14%	0%
Youth Club	27%	41%	32%
Library	24%	40%	36%
Good park	69%	26%	5%
Safe roads to cycle and walk	90%	7%	2%
Safe pavements and road crossings	93%	7%	0%

Frequent public transport to a town	55%	33%	13%
Good internet access	90%	5%	5%
Good phone access	88%	10%	2%
Adequate parking	68%	28%	5%
Footpaths	76%	19%	5%
Village pub	67%	24%	10%
Hairdressers	20%	39%	41%
Fire station	88%	10%	2%
Village hall	71%	27%	2%
Scout hut	53%	30%	18%
Pavilion	46%	46%	9%

Of those young people who do not live in Fenny Compton but completed the survey, their most important services and facilities included: i) safe pavements and road crossings (86.7%); ii) safe roads to cycle and walk (84.4%); and iii) the fire station (84.4%). The full results in a graph and table is shown below:

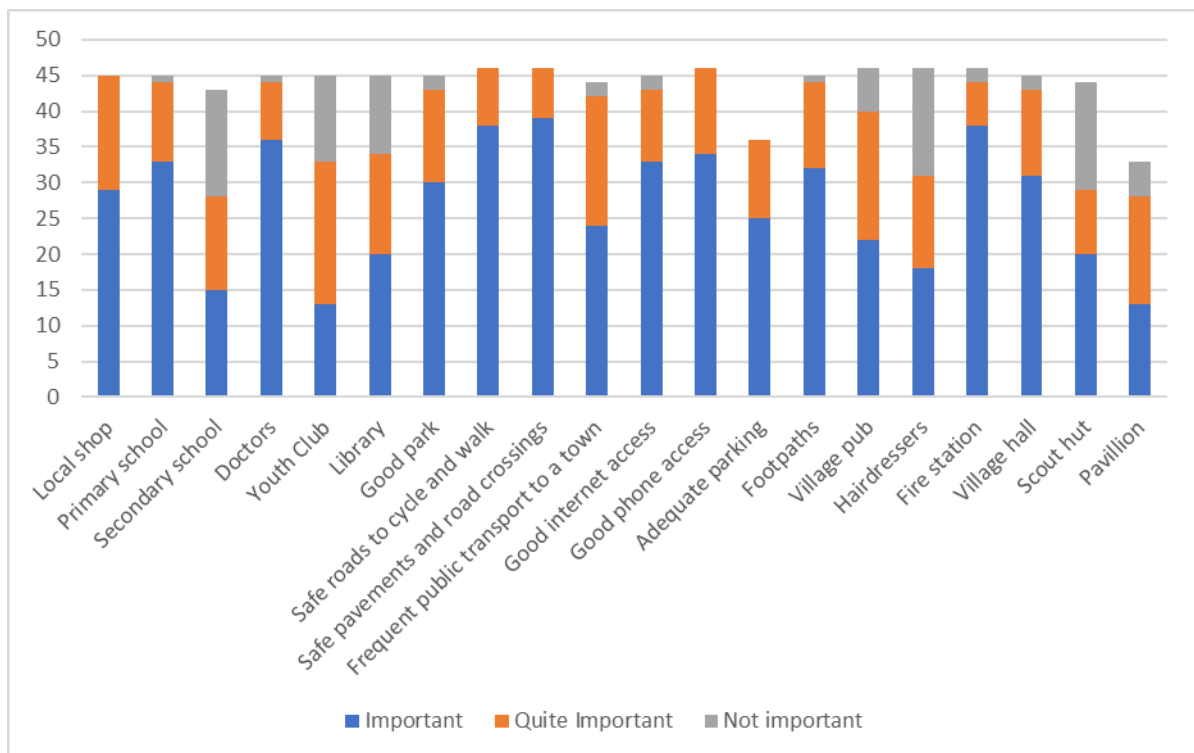


Figure 16: Participants rank of the importance of the facilities, (young people visiting Fenny Compton)

Table 4: Participants ranking the importance of facilities  
(young people visiting the village)

	Important	Quite Important	Not important
Local shop	64.4%	35.6%	0.0%
Primary school	73.3%	24.4%	2.2%
Secondary school	33.3%	28.9%	33.3%
Doctors	80.0%	17.8%	2.2%
Youth Club	28.9%	44.4%	26.7%
Library	44.4%	31.1%	24.4%
Good park	66.7%	28.9%	4.4%
Safe roads to cycle and walk	84.4%	17.8%	0.0%
Safe pavements and road crossings	86.7%	15.6%	0.0%
Frequent public transport to a town	53.3%	40.0%	4.4%
Good internet access	73.3%	22.2%	4.4%
Good phone access	75.6%	26.7%	0.0%
Adequate parking	55.6%	24.4%	0.0%
Footpaths	71.1%	26.7%	2.2%
Village pub	48.9%	40.0%	13.3%
Hairdressers	40.0%	28.9%	33.3%
Fire station	84.4%	13.3%	4.4%
Village hall	68.9%	26.7%	4.4%
Scout hut	44.4%	20.0%	33.3%
Pavilion	28.9%	33.3%	11.1%